




Leave early before a bushfire starts

CFA



Easy English

Hard words



This book has some hard words.

The first time we write a hard word

- the word is in **blue**

- we write what the hard word means.

You can get help with this book



You can get someone to help you

- read this book

- know what this book is about

- find more information.



We will write contact information at the end of this book.



About this book

This book is from CFA.

This book is about how to **leave early**.



Leave early means you leave a **bushfire risk area** before there is a fire.

A bushfire risk area means a place where a bushfire is more likely to happen.

For example

- places with lots of trees



- places near bushland

- places with long grass.



Fires can spread very fast.

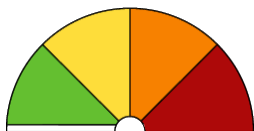


The only safe choice is to leave early.

When should you leave?

SUN	MON	TUE	WED	THU	FRI	SAT
✓	✓	✓	✓	✓	✓	✓

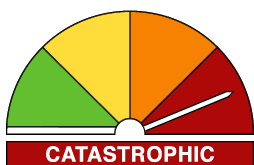
You should check the **fire danger rating** each day in summer.



Fire danger ratings tell you how bad it would be if a fire started in your area that day.



You should always leave early if the fire danger rating is **catastrophic**.



Catastrophic is the red fire danger rating.




You should also leave early if the fire danger rating is **extreme**.

Extreme is the orange fire danger rating.



It is **not** safe to leave during a bushfire.



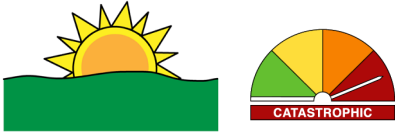
It is best to leave before a fire even starts.




You should leave

- early the night before

or



- early on the day of the fire danger rating.




Do not wait to see if a fire will happen.




Do not wait for a **warning**.

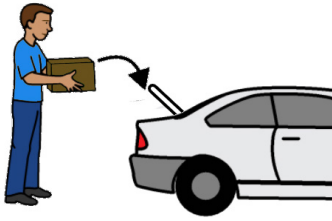
Warning means when we tell you there is a bushfire in your area.



Do not wait until you can see or smell smoke.



Do not wait for someone to tell you to leave.



Before you leave

Pack the things you will need.

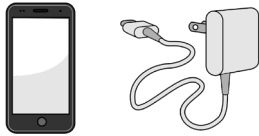


Take your **emergency kit**.

Emergency kit means the important things for while you are away.

For example

- phone and charger



- medicine



- mobility aids



- important documents, like insurance papers.



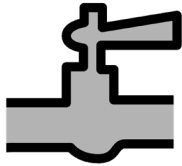
If you take your pet you should pack what the pet will need.



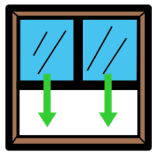


You should tell someone when you leave.

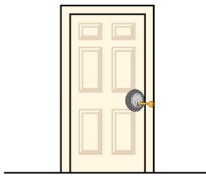
You should also




- turn off the gas where it comes in to your home



- close all the windows




- close and lock all the doors



- leave the front gates open.

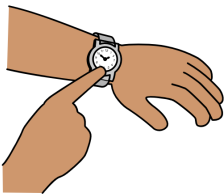
Make a plan



A **bushfire plan** can help you leave early.



A bushfire plan says how you will get ready for a bushfire.



You can write in your bushfire plan

- when you will leave



- what you will take.

You can write where you will go.

For example

- to someone you know in a low bushfire risk area



- to a shopping centre in town.

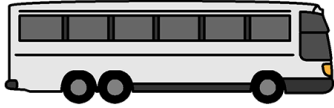


You can write how you will go.

For example



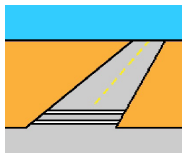
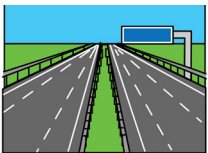
- by car



- by bus



- by taxi.



Think about all the different roads you can go on.



You might need go a different way because of

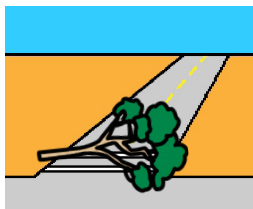
- closed roads



- traffic



- smoke



- fallen trees.

More information



For more information contact CFA.



Website cfa.vic.gov.au



**VIC
EMERGENCY**

You can call the VicEmergency Hotline for more information about fires in your area.



Call 1800 226 226

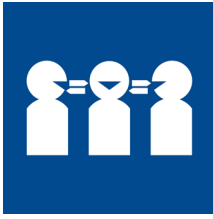


Call 000 in an emergency.

You can read the full information on our website.



Website cfa.vic.gov.au/leaveearly



If you do not speak English

Use the free Translating and Interpreting Service or TIS.



Call 131 450

Give the TIS officer the phone number you want to call.



If you need help to speak or listen

The National Relay Service can help you make a phone call.




Call 1800 555 677



Website infrastructure.gov.au/helpdesk

Give the relay officer the phone number you want to call.



This book is an Easy English translation of part of Your Guide to Survival.

The plain text in this document is licensed under the Creative Commons Attribution 4.0 International Licence. This Easy English document was created by Scope (Aust) Ltd. using Picture Communication Symbols (PCS) and these PCS are not licensed under a Creative Commons licence.

PCS is a trademark of Tobii Dynavox, LLC. All rights reserved. Used with permission. This document must not be sold to third parties. The PCS must not be reused without permission. For more information about the PCS, contact Scope on 1300 472 673 or visit scopeaust.org.au

Version 2 May 2023