


Check bushfire information

CFA



Easy English

Hard words



This book has some hard words.

The first time we write a hard word

- the word is in **blue**

- we write what the hard word means.

You can get help with this book



You can get someone to help you

- read this book

- know what this book is about

- find more information.

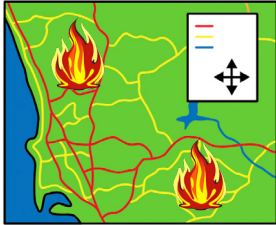


We will write contact information at the end of this book.


About this book




This book is from CFA.



This book is about how to check bushfire information for your area.



You should check bushfire information every day in the hotter parts of the year.



The information can help keep you safe.



The information can tell you

- if a bushfire is more likely to start



- how bad it could be if a bushfire starts



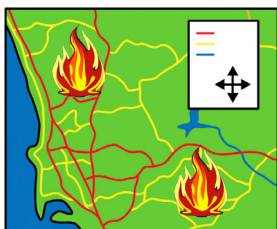
- what you should do.

You can use the VicEmergency app



Set up the VicEmergency app on your phone.

You can check information about fires on the app.




You need to set up the app to give you the right information for your area.



You can ask for help to set up the app.

You could ask



- a family member

- a friend




- a carer.

Check for bushfires near you



If there is a bushfire near you

- you might see or smell smoke

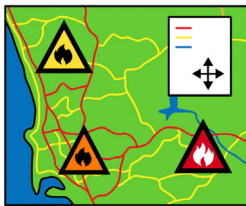


- you might see fire trucks.



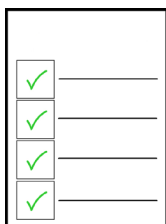
You should check for bushfire **warnings**.

A warning tells you there is a bushfire in your area.



The warning will tell you

- where the fire is



- what you should do.



The VicEmergency app will show the warning on your phone.

Types of warnings

Advice



The **advice** warning is yellow.



An advice warning means there is a bushfire near you.



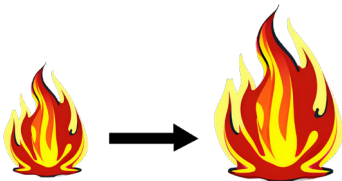
Watch and act

The **watch and act** warning is orange.



Watch and act means

- there is a bushfire near you



- the fire is getting bigger

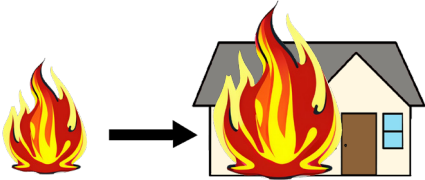


- you might be in danger.

Emergency warning



The **emergency warning** is red.



An emergency warning means

- the fire will come to where you are



- you are in danger

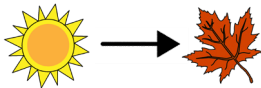
- you must follow what the warning message tells you to do.

Fire danger period

You should know the **fire danger period** in your area.

S	M	T	W	T	F	S
		1	2	3	4	5
6	7	8	9	10	11	12
13	14	15	16	17	18	19
20	21	22	23	24	25	26
27	28	29	30	31		

Fire danger period means the time of the year when fires are more likely to start.



The fire danger period could go from summer to autumn.

S	M	T	W	T	F	S
		1	2	3	4	5
6	7	8	9	10	11	12
13	14	15	16	17	18	19
20	21	22	23	24	25	26
27	28	29	30	31		

For example, from January to March.




In the fire danger period there are rules about things like fires outside.



You can read all the rules on our website.

Fire danger ratings




You should check the **fire danger rating** each day.



Fire danger ratings tell you how bad it would be if a bushfire started in your area that day.

Types of fire danger ratings



Catastrophic



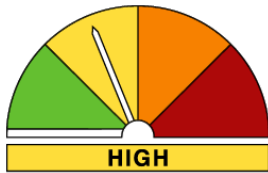
Catastrophic is the most dangerous bushfire danger rating.



Extreme

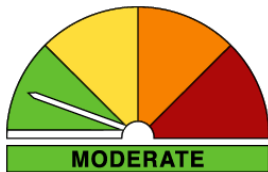



If a bushfire starts when the rating is extreme it will be very dangerous.



High

When the rating is high you should decide what you will do if a bushfire starts.



Moderate


When the rating is moderate bushfire fighters could put out most fires.



Total fire ban



You should check if it is a **total fire ban** day in your area.



Total fire ban means there are extra rules about things that might start a fire.



For example


- you must **not** have a fire outside



- you must **not** use some types of tools.



You can read all the rules on our website.



On a total fire ban day

- it will be hot and windy



- a fire could spread fast.

More ways to get bushfire information



You can call the VicEmergency Hotline.



Call 1800 226 226



The VicEmergency Hotline gives the same information as the VicEmergency app.

You can also get information from

- the VicEmergency website
- the CFA website
- fire danger rating signs on roads
- television or radio.



More information



For more information contact CFA.



Website cfa.vic.gov.au



You can also get fire information from
VicEmergency.



Website emergency.vic.gov.au



Call 1800 226 226



Call 000 in an emergency.

You can read the full information on
our website.



Website cfa.vic.gov.au/warnings-restrictions

If you need help with English



Use the free Translating and Interpreting Service or TIS to make a phone call.

You can call the TIS in your language.



Call 131 450

Give the TIS officer the phone number you want to call.

If you need help to speak or listen




Use the National Relay Service to make a phone call.



Call 1800 555 677



Website accesshub.gov.au/nrs-helpdesk



This book is an Easy English translation of part of Your Guide to Survival.

The plain text in this document is licensed under the Creative Commons Attribution 4.0 International Licence. This Easy English document was created by Scope (Aust) Ltd. using Picture Communication Symbols (PCS) and these PCS are not licensed under a Creative Commons licence.

PCS is a trademark of Tobii Dynavox, LLC. All rights reserved. Used with permission. This document must not be sold to third parties. The PCS must not be reused without permission. For more information about the PCS, contact Scope on 1300 472 673 or visit scopeaust.org.au

Version 2 January 2024

