



Stay safe in your house in a bushfire

CFA



Easy English

Hard words



This book has some hard words.

The first time we write a hard word

- the word is in **blue**

- we write what the hard word means.

You can get help with this book



You can get someone to help you

- read this book

- know what this book is about

- find more information.

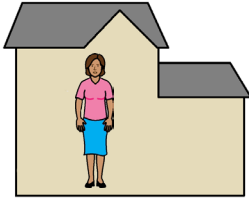


We will write contact information at the end of this book.

About this book



This book is from CFA.



This book is about what to do if

- you are in a house


and



- there is a bushfire near.

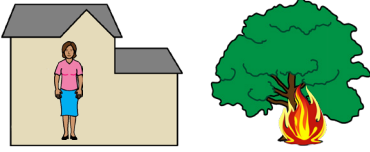


It is best to leave your house early before a bushfire even starts.



If you did not leave early you can do things to stay safe in your home.

You should stay inside the house



It is **not** safe to leave during a bushfire.

How to get ready




You should put on clothes made from wool or cotton.

You should put on clothes that cover your skin.



For example

- a shirt with long sleeves



- long pants



- strong boots.

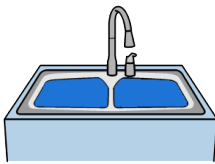


You should drink lots of water.



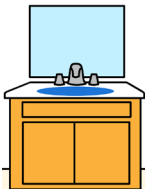
Your taps might not work during a bushfire.

Before the fire comes you should fill the sinks in your house with water.

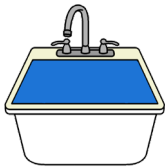


You can fill up

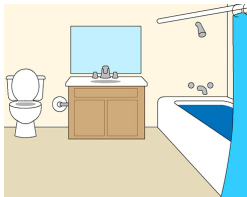
- your kitchen sink



- your bathroom sink



- your laundry sink



You should fill your bath with water.



You could use a bucket to throw water if the fire comes inside.

When the fire comes near


You should go to a room that has more than 1 way out.




A room with more than 1 way out gives you more ways to get away from the fire.



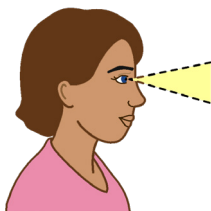
You should close all the doors.



You should put something under the doors to stop smoke.



For example, you could use a wet towel.



Keep watch of where the fire is around the house through your window.

If the house starts to burn



You should move away from the part of the house that is on fire.



You should close doors as you go from room to room.



You should wait in a room that has a door to the outside.

You should go outside as soon as it is safe



It is safe when the fire has gone past.



When it is safe you should go outside.



You should go to ground that is already burnt.

The burnt ground cannot burn again.



When the fire has gone past you should call 000.

More information



For more information contact CFA.



Website cfa.vic.gov.au



You can call the VicEmergency Hotline for more information about fires in your area.



Call 1800 226 226



Call 000 in an emergency.

You can read the full information on our website.



Website cfa.vic.gov.au/leaveearly

If you need help with English



Use the free Translating and Interpreting Service or TIS to make a phone call.

You can call the TIS in your language.



Call 131 450

Give the TIS officer the phone number you want to call.

If you need help to speak or listen




Use the National Relay Service to make a phone call.



Call 1800 555 677



Website accesshub.gov.au/nrs-helpdesk



This book is an Easy English translation of part of Your Guide to Survival.

The plain text in this document is licensed under the Creative Commons Attribution 4.0 International Licence. This Easy English document was created by Scope (Aust) Ltd. using Picture Communication Symbols (PCS) and these PCS are not licensed under a Creative Commons licence.

PCS is a trademark of Tobii Dynavox, LLC. All rights reserved. Used with permission. This document must not be sold to third parties. The PCS must not be reused without permission. For more information about the PCS, contact Scope on 1300 472 673 or visit scopeaust.org.au

Version 2 January 2024

