




# What happens in a bushfire

CFA



Easy English

## Hard words



This book has some hard words.

The first time we write a hard word

- the word is in **blue**
  
- we write what the hard word means.

## You can get help with this book



You can get someone to help you

- read this book
  
- know what this book is about
  
- find more information.



We will write contact information at the end of this book.


## About this book



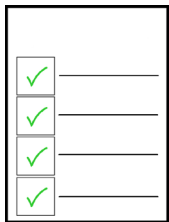
This book is from CFA.



This book is about what happens in a bushfire.




You should make a **bushfire plan** before there is a bushfire.



A bushfire plan says how you will get ready for a bushfire.




It is best to leave your house early before a bushfire even starts.



If you did not leave early you can do things to stay safe.

# What happens in a bushfire

## Heat and smoke



Fire is very hot.



There will be a lot of smoke.



The smoke will make it very dark.

It will be very hard to see.



Smoke will make it hard to breathe.



The fire will make a very loud noise.


## Wind



It will be very windy.



Wind will make the fire move fast.



Leaves and sticks will blow around.



If the wind changes the fire might

- go in a different direction
- be more dangerous.



## Embers



The wind will blow **embers** around.

Embers are burning


- leaves



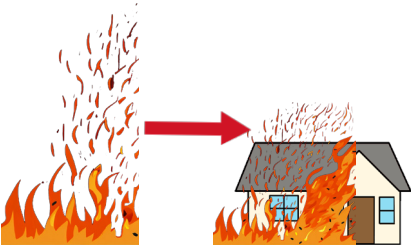
- sticks



- bark.



Embers can blow a very long way from the fire.




Embers can make your house catch on fire.

## Power and water



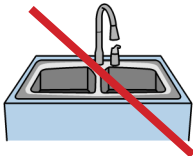
The power at your home might **not** work.



Your phone might **not** work.



The water at your home might **not** work.



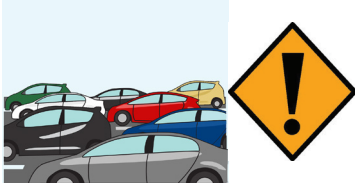
You might **not** be able to use

- taps



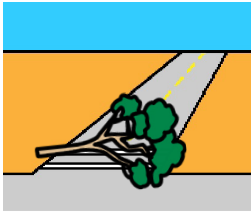
- hoses.

## Roads

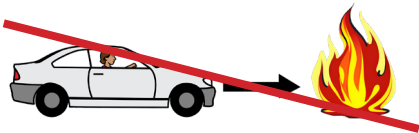


Roads will be dangerous.

Roads will be busy with traffic.



Trees might fall and block roads.



You should **not** drive in a bushfire.





## More information

For more information contact CFA.



Website [cfa.vic.gov.au](http://cfa.vic.gov.au)



You can call the VicEmergency Hotline for more information about fires in your area.



Call 1800 226 226



Call 000 in an emergency.

You can read the full information on our website.



Website [cfa.vic.gov.au/plan-prepare](http://cfa.vic.gov.au/plan-prepare)

## If you need help with English



Use the free Translating and Interpreting Service or TIS to make a phone call.

You can call the TIS in your language.



Call 131 450

Give the TIS officer the phone number you want to call.

## If you need help to speak or listen



Use the National Relay Service to make a phone call.




Call 1800 555 677



Website [accesshub.gov.au/nrs-helpdesk](https://accesshub.gov.au/nrs-helpdesk)





This book is an Easy English translation of part of Your Guide to Survival.

The plain text in this document is licensed under the Creative Commons Attribution 4.0 International Licence. This Easy English document was created by Scope (Aust) Ltd. using Picture Communication Symbols (PCS) and these PCS are not licensed under a Creative Commons licence.

PCS is a trademark of Tobii Dynavox, LLC. All rights reserved. Used with permission. This document must not be sold to third parties. The PCS must not be reused without permission. For more information about the PCS, contact Scope on 1300 472 673 or visit [scopeaust.org.au](http://scopeaust.org.au)

Version 2    January 2024

